

A03 series

Pushbutton switches & indicators

Distinctive features and specifications

A03_AX1607US



- Panel Sealed to IP65
- Single pole to four pole changeover
- Custom engraving
- Push on tab terminals
- 6A 250VAC

ELECTRICAL SPECIFICATIONS		PANEL CUT OUT
<ul style="list-style-type: none"> • Current/Voltage rating : 10mA 5VAC min, 6A 250VAC, 6A 12VDC • Initial Contact Resistance : 10mΩ max at 1A 4VDC • Insulation Resistance : 50MΩ min • Dielectric Strength : 750V between open contacts, 5KV live to accessible • Electrical Life : 50,000 cycles min • Contact Gap : >1mm (0.039) • Insulation : Class 2 • Lamp Life : LED, 60,000 hours to 75% relative luminosity filament, approx. 5000 hours neon, approx. 10,000 hours 		
MECHANICAL SPECIFICATIONS		
<ul style="list-style-type: none"> • Mechanical Life (operator) : Momentary, 1 million cycles, maintained 100,000 cycles • Lamp : Midget grove T1 3/4 filament, neon or LED • Terminals : Solder/quick connect 2.8mm (0.110) 		
GENERAL SPECIFICATIONS	AGENCY APPROVALS	
<ul style="list-style-type: none"> • Operating Temperature : -20°C to +55°C • Solder Heat Resistance : 350°C for 5 seconds • Sealing : Panel sealed to IP65, rear of panel IP40 		
MATERIALS		
<ul style="list-style-type: none"> • Screens : PC • Reflector assembly : PC • Operator : PBT or anodized aluminium • Nut : ABS • Camtrack Momentary : PPE • Camtrack Maintained : PPSU • Switch Block 1 & 2 Pole : PBT • Switch Block 3 & 4 Pole : PEI • Contacts : Gold plated silver 		



Dimensions : first dimensions are in mm while inches are shown in brackets. Refer to the following pages for further information.



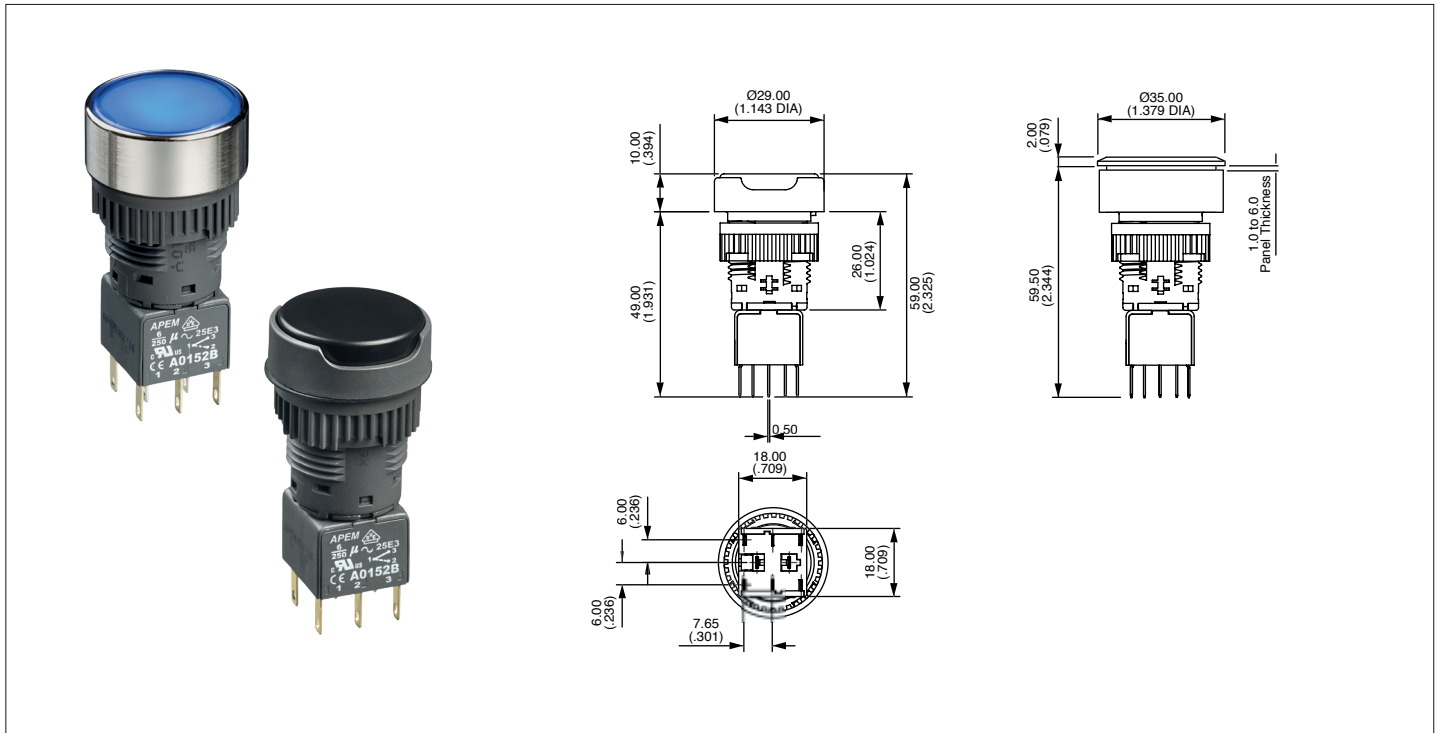
Mounting accessories : standard hardware 1 nut and 1 sealing washer.

A03 series

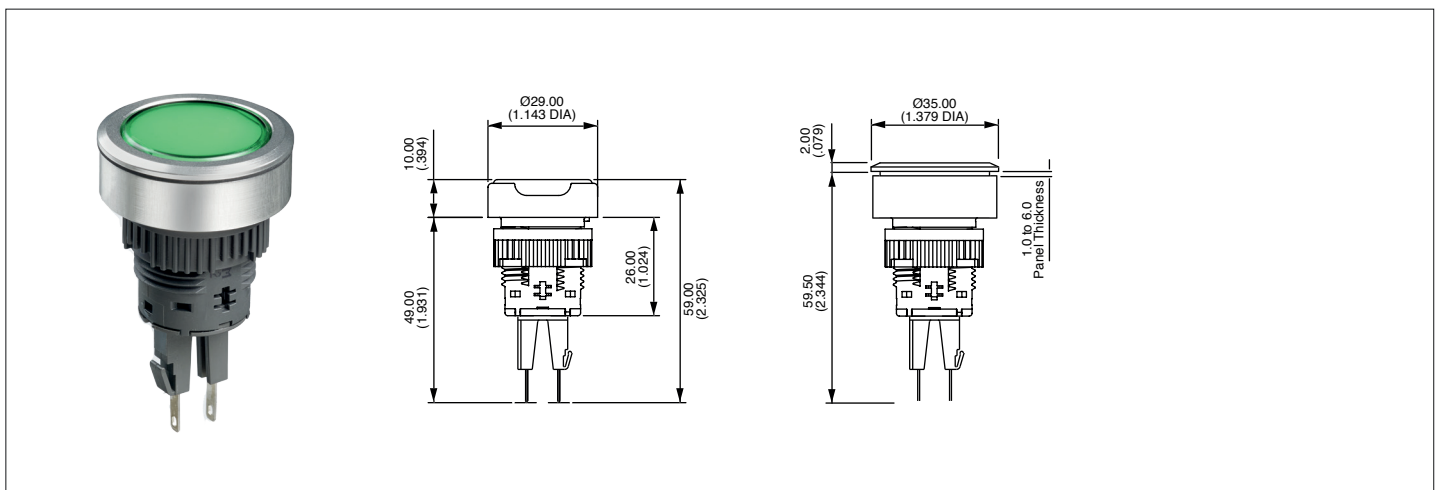
Pushbutton switches & indicators

Panel cut-out $\varnothing 22$ (0.866) & $\varnothing 30$ (1.81)

Pushbutton



Indicator



A03 series

Pushbutton switches & indicators

Overview

Pushbutton

Screen			Lamp <small>(if required)</small>			Operator		Switch block		
Bezel	Colour	Part No	Lamp	Voltage	Part No	Bezel	Description	Part No	No poles	Part No
○	black	A0263A	Filament	6.3V	A0141A	○	Plastic illum, momentary	A0307Y	Singlepole	A0151B
○	red	A0263B	Filament	14V	A0141B	○	Plastic illum, maintained	A0307X	Doublepole	A0152B
○	amber	A0263C	Filament	28V	A0141C	○	Plastic non-illum, momentary	A0309Y	Threepole	A0155B
○	yellow	A0263D	Filament	36V	A0141D	○	Plastic non-illum, maintained	A0309X	Fourpole	A0153B
○	green	A0263E	Filament	48V	A0141E	○	Metal illum, momentary	A0310Y		
○	blue	A0263F	Filament	60V	A0141F	○	Metal illum, maintained	A0310X		
○	clear	A0263G	Neon	110V	A0143G	○	Metal non-illum, momentary	A0312Y		
○	white	A0263J	Neon	220V	A0143H	○	Metal non-illum, maintained	A0312X		
			LED	6Vred	A0142L1	○	F/mount illum, momentary	A0314Y		
			LED	6Vgreen	A0142L2	○	F/mount illum, maintained	A0314X		
			LED	6Vamber	A0142L3	○	F/mount non-illum, momentary	A0315Y		
			LED	12Vred	A0142M1	○	F/mount non-illum, maintained	A0315X		
			LED	12Vgreen	A0142M2					
			LED	12Vamber	A0142M3					
			LED	12Vblue	A0142M4					
			LED	12Vwhite	A0142M5					
			LED	24Vred	A0142N1					
			LED	24Vgreen	A0142N2					
			LED	24Vamber	A0142N3					
			LED	24Vblue	A0142N4					
			LED	24Vwhite	A0142N5					
			LED	48Vred	A0142P1					
			LED	48Vgreen	A0142P2					
			LED	48Vamber	A0142P3					

Indicator

Screen			Lamp			Operator		
Bezel	Colour	Part No	Lamp	Voltage	Part No	Bezel	Description	Part No
○	black	A0263A	Filament	6.3V	A0141A	○	Plastic indicator	A0375
○	red	A0263B	Filament	14V	A0141B	○	Metal indicator	A0377
○	amber	A0263C	Filament	28V	A0141C	○	F/mount indicator	A03791
○	yellow	A0263D	Filament	36V	A0141D			
○	green	A0263E	Filament	48V	A0141E			
○	blue	A0263F	Filament	60V	A0141F			
○	clear	A0263G	Neon	110V	A0143G			
○	white	A0263J	Neon	220V	A0143H			
			LED	6Vred	A0142L1			
			LED	6Vgreen	A0142L2			
			LED	6Vamber	A0142L3			
			LED	12Vred	A0142M1			
			LED	12Vgreen	A0142M2			
			LED	12Vamber	A0142M3			
			LED	12Vblue	A0142M4			
			LED	12Vwhite	A0142M5			
			LED	24Vred	A0142N1			
			LED	24Vgreen	A0142N2			
			LED	24Vamber	A0142N3			
			LED	24Vblue	A0142N4			
			LED	24Vwhite	A0142N5			
			LED	48Vred	A0142P1			
			LED	48Vgreen	A0142P2			
			LED	48Vamber	A0142P3			

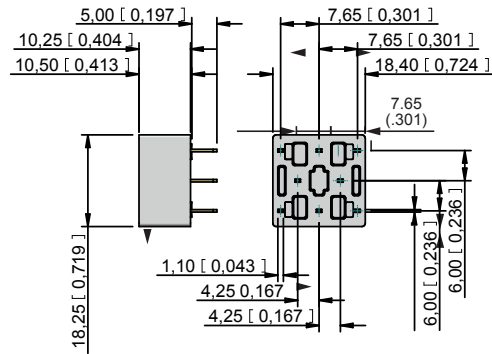
A03 series

Pushbutton switches & indicators

Accessories

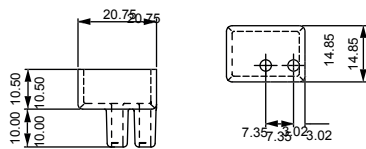
PCB Sockets

Number of Poles	Part No.
Single pole, non illuminated :	A01PC1
Double pole, non illuminated :	A01PC2
Single pole, illuminated :	A01PC3
Double pole, illuminated :	A01PC4
Indicator :	A01PC5



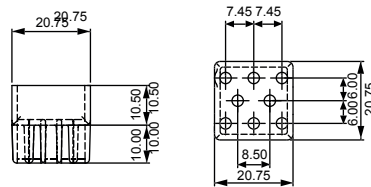
Terminal guards

Two way



Part number A01RTC2

Eight way



Part number A01RTC8

Tools

Nut fixing key



30-0001

Bulb remover



30-0002