

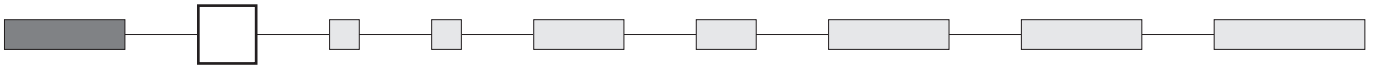
5000 series

Toggle switches

OPTIONS



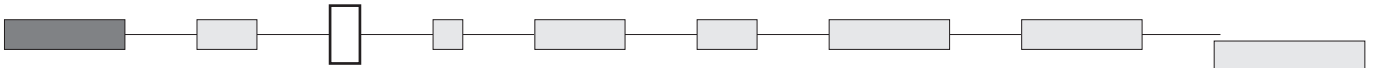
CONTACT MATERIALS



- A Silver
- AD Silver, gold plated
- CD Brass, gold plated

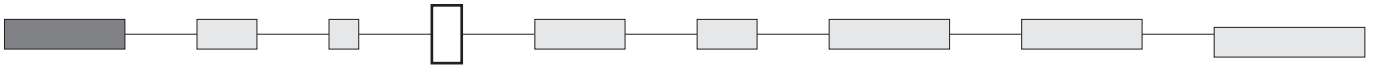
Special contacts for peak currents : see X814, under "Special Options".

FINISH



- Blank Bright chrome finish
- G Matt black finish on bushing, actuator and hardware

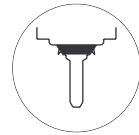
SEALING



- Blank
 - For 5000 - 5200Z and 5200MIWR models : epoxy sealed terminals standard
 - Other models : no sealing required

- B Epoxy sealed terminals

- K Front panel sealing by one O-ring and sealing washer. Protects the switch against water and dust. Panel seal withstands 1 bar pressure and remains sealed even when switch is operated.



Available on models with $\varnothing 6,35 (1/4)$ or $11,9 (15/32)$ threaded bushing only.
Not available with levers 8, 9, 12, 22, 23.

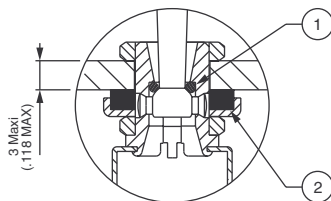
- KB Combined sealings

- ① O-ring
- ② Sealing washer

K with $\varnothing 6,35 (1/4)$ keyway bushing



Includes washer
U360

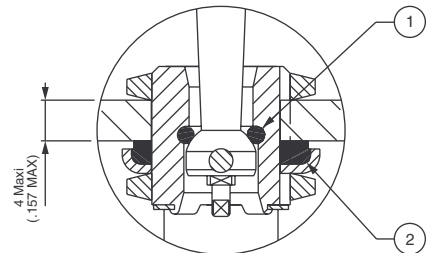


K with $\varnothing 6,35 (1/4)$ flatted bushing



Includes washer
U5141

K with $\varnothing 11,9 (15/32)$ keyway bushing



Includes washer
U60

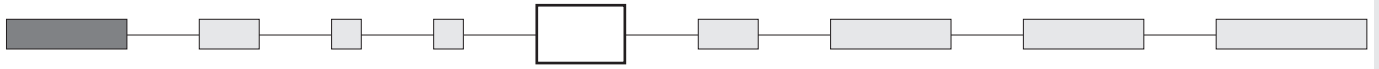
Sealing by two O-rings, see X408 under "Special options".



5000 series

Toggle switches

FLUORESCENT TIP



Blank None

0.38 White fluorescent tip.
Becomes luminous when submitted to ultraviolet rays.

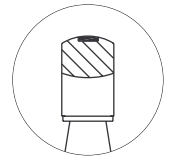
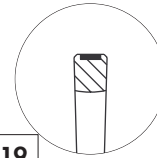


Available with matt black finish (option G) only.

Consult factory for levers available with this option.

Standard lever

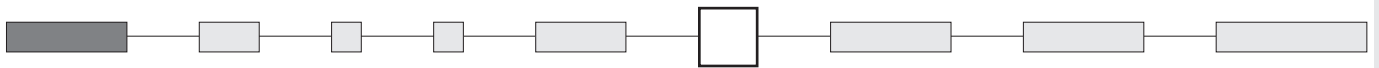
Locking lever



-19

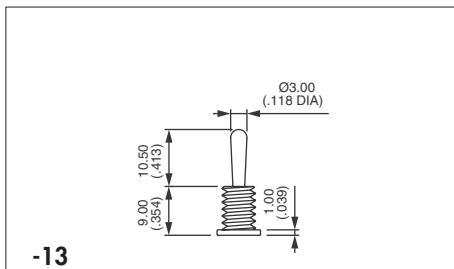
Same dimensions as -13

ACTUATORS

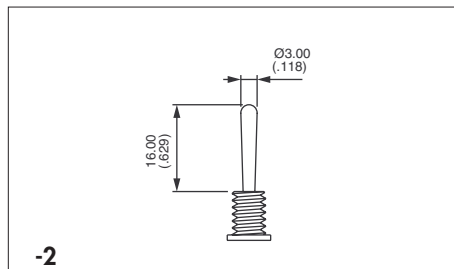


Levers for threaded bushing models $\varnothing 6,35$ (1/4) or $\varnothing 6$ (.236)

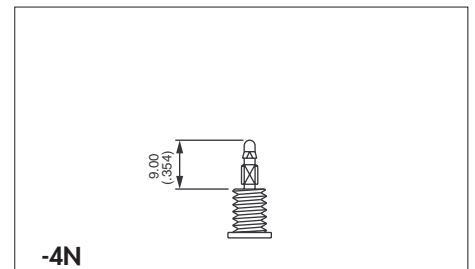
Dash compulsory before lever code.



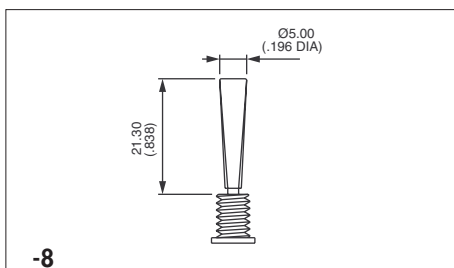
-13
Standard



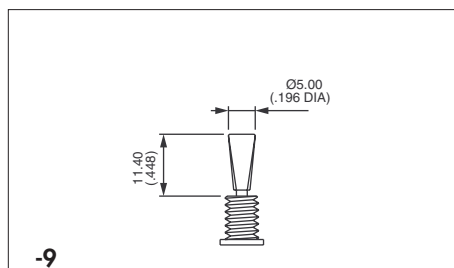
-2



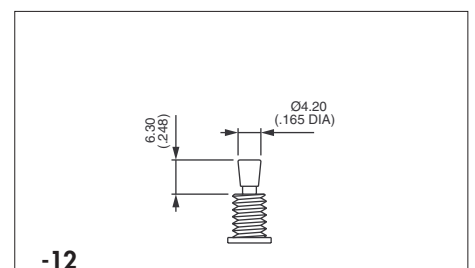
-4N
For use with paddles only



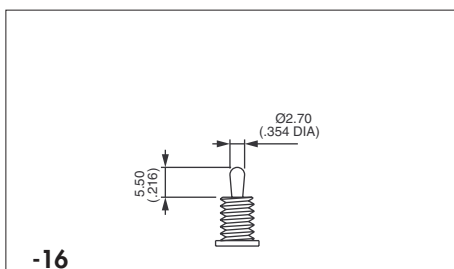
-8
Not available with sealing options K or X408



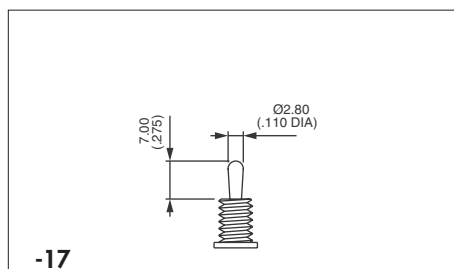
-9
Not available with sealing options K or X408



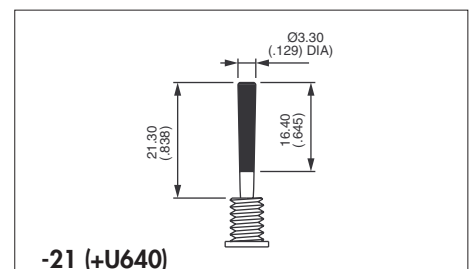
-12
Not available with sealing options K or X408



-16



-17



-21 (+U640)
U640 to be placed in last box of ordering format. Replace 0 by colour code.

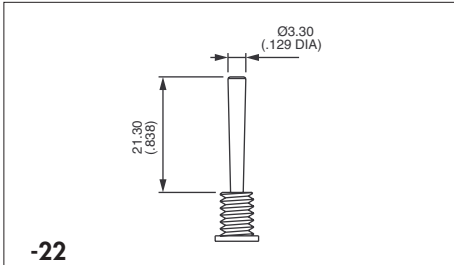
5000 series

Toggle switches



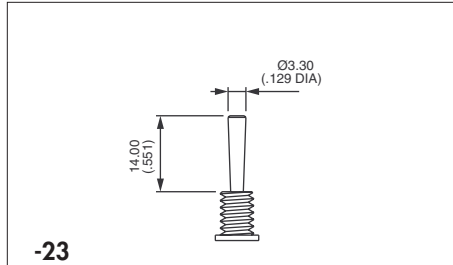
A

ACTUATORS (continued)



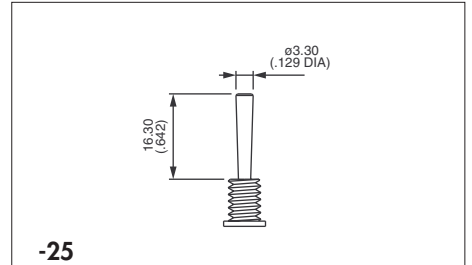
-22

Not available with sealing options K or X408



-23

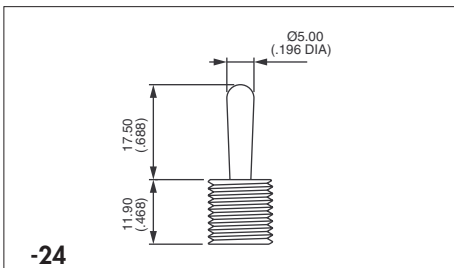
Not available with sealing options K or X408



-25

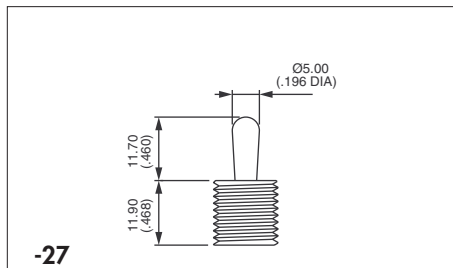
Not available with sealing options K or X408

Levers for threaded bushing models Ø 11,9 (15/32) : 5600M



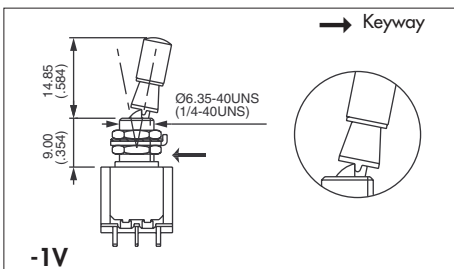
-24

Standard



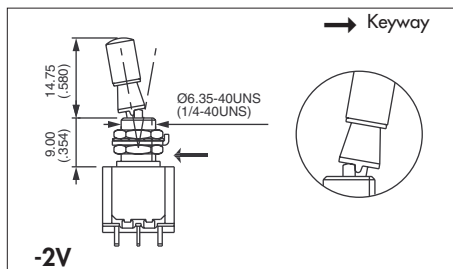
-27

Locking levers



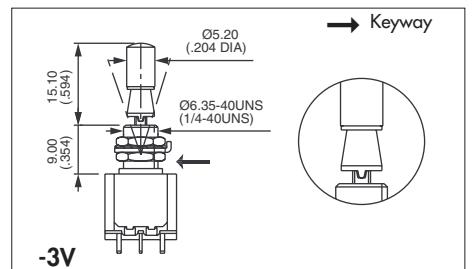
-1V

1 locked position (function 6)



-2V

2 locked positions (function 6)



-3V

3 locked positions (functions 9 and 4)

Consult factory for other locking lever options.



Available with Ø 6,35 mm (1/4) threaded bushing models only.
For plain bushing models, see X386 or X916 under "Special options" on the following pages.

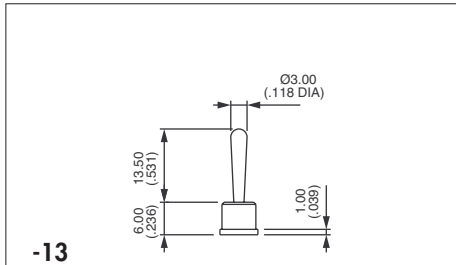


5000 series

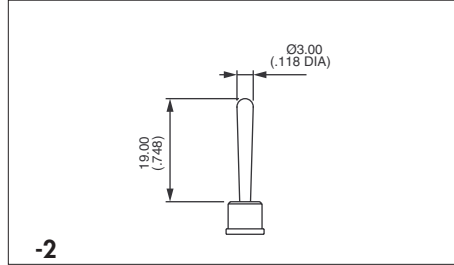
Toggle switches

ACTUATORS (continued)

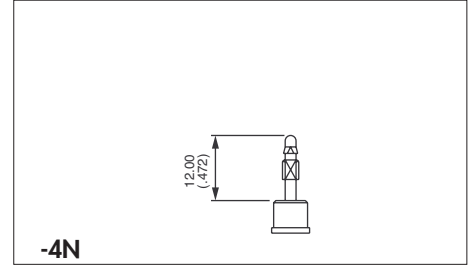
For plain bushing models : W - WW and Y



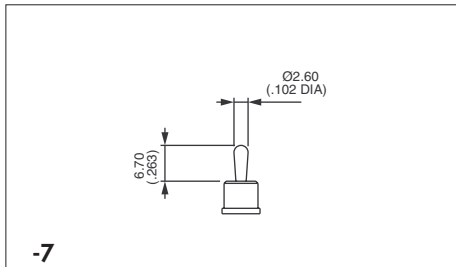
-13
Standard



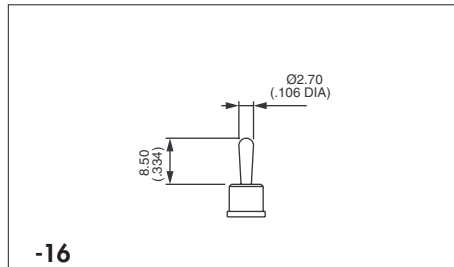
-2



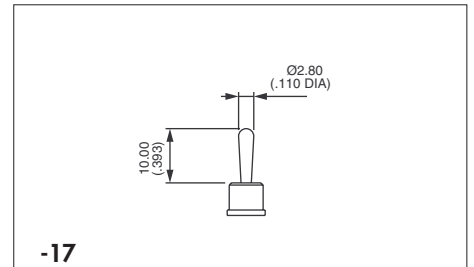
-4N
For use with paddles only



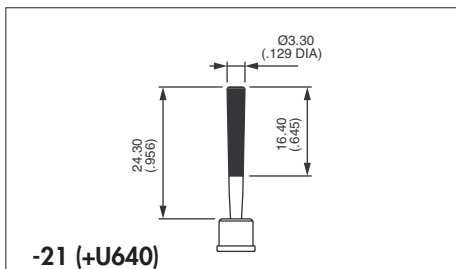
-7



-16



-17



-21 (+U640)
U640 to be placed in last box of ordering format. Replace 0 by colour code.

Actuator colours	
Replace "0" by number	
1	blue
1/4	dark blue
2	black
3	green
4	grey
5	yellow
6	red
7	ivory
7/1	white
9	orange



LEVER LENGTH

With bracket or mounting plate lever length will be reduced by 0,4 mm (.015) as a rule. Please refer to switch technical drawings in "Model Structure" pages for details.

A

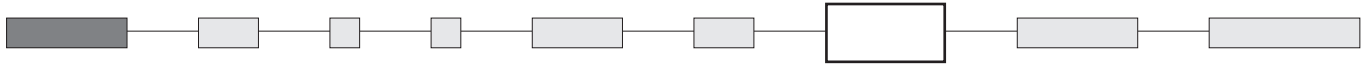
5000 series

Toggle switches

OPTIONS



SPECIAL OPTIONS

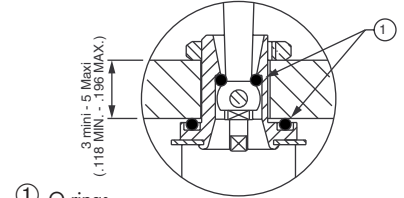


Blank No special requirement

X408 Front panel sealing by two O-rings. Flatted bushing for precise orientation. Protects the switch against water and dust. Panel seal withstands 1 bar pressure and remains sealed even when switch is operated. Includes sealed terminals (option B).

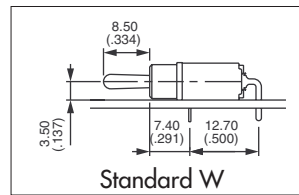


Available only on models with threaded bushing except 5600M. Not available with levers 8, 9, 12, 22, 23.

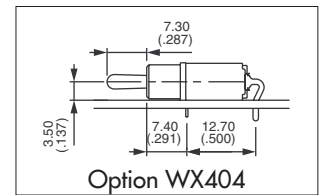


① O-rings

X404 Horizontal right angle with reduced overall dimensions (shown with lever -16)



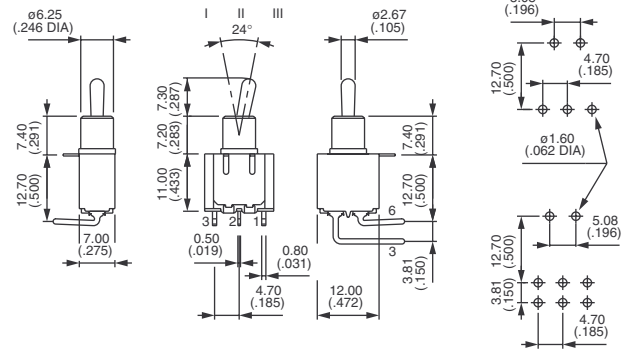
Standard W



Option WX404

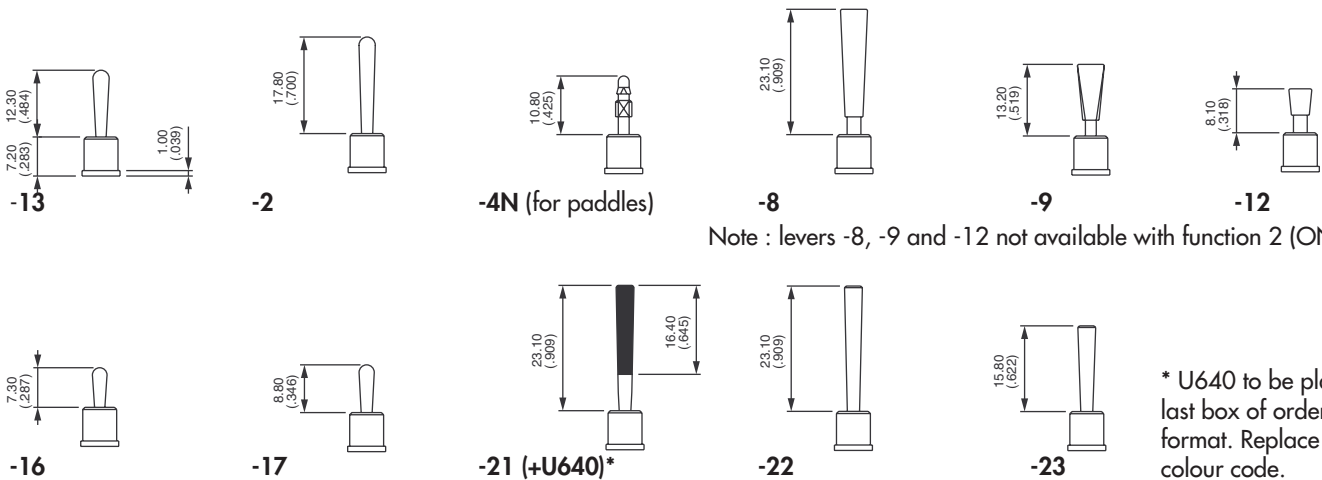


	III	II	I
	2-3		1-2
	5-6		4-5
Single pole			
5236W X404	5246W X404	ON -	ON
5239W X404	5249W X404	ON OFF	ON
5237W X404	5247W X404	MOM OFF	MOM
5238W X404	5248W X404	ON OFF	MOM
5232W X404	5242W X404	ON -	MOM
	5244W X404*	ON ON	ON
	5244W1R X404*	ON ON	MOM
	5244W2R X404*	MOM ON	MOM



* Function 4 : SP in DP case - specify CT or TH connections, see end of catalogue.

Levers lengths for WX404 (also available with X445 option)



Note : levers -8, -9 and -12 not available with function 2 (ON-MOM)

* U640 to be placed in last box of ordering format. Replace 0 by colour code.

Insulating caps and paddles for X404 :

Insulating cap U1710 available with lever style 16.

Paddles U240N, U290N and U390N available with lever style 4N. See details on next pages.



5000 series

Toggle switches

SPECIAL OPTIONS (continued)



With options X372, X386, X442 and X445, the lever lengths indicated on previous pages will be modified.

X371 Plain bushing \varnothing 6,25 mm (.246) (instead of standard threaded bushing).

X372 Threaded bushing \varnothing 6,35 (1/4). **Height 7 mm (.274)**.

X386 Threaded bushing \varnothing 6,35 mm (1/4) to replace plain bushing on models W - WW and Y.

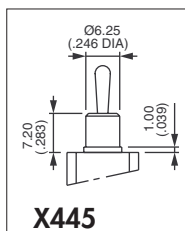
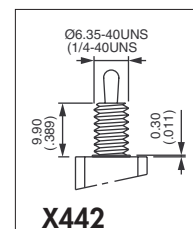
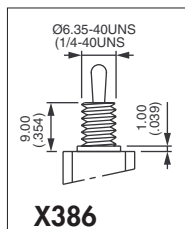
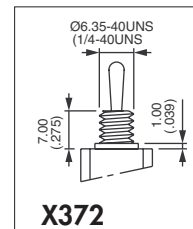
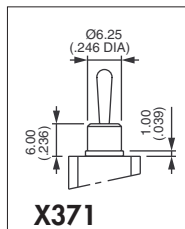
X442 Threaded bushing \varnothing 6,35 mm (1/4) - **Height 9,9 mm (.389)**.

X445 Plain bushing. **Height 7,2 mm (.283)** - for W, WW and Y models. Available with the same levers, insulating cap and paddles as X404.

X601 **Silver plated brass contacts.**
Current/voltage rating for an electrical life of 20.000 cycles :
0,2A 250VAC - 0,4A 125VAC - 0,5A 30VDC.
Minimum quantity : 5.000 pieces per model and shipment.

X681 **Satin chrome** actuator

X814 **Switches for peak currents**



X445

Peak current up to 120A (1 ms) 60VDC - single/double pole



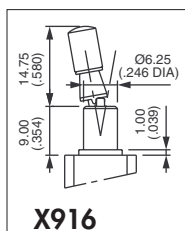
Single pole
5636A X814 ON - ON

Double pole
5646A X814 ON - ON

- Contacts : silver/nickel alloy (AgNi)
- Max. current/voltage rating :
2/120A (1 ms) 60VDC - 10.000 cycles
3/40A 125VAC - 250VAC - 10.000 cycles
- Further specifications and dimensions : see 5600 series.
- General information on peak currents : see end of catalogue.

X902 Plain bushing \varnothing 6,25 mm (.246) - **Height 9 mm (.354)**.

X916 Locking lever on model with plain bushing.



X916

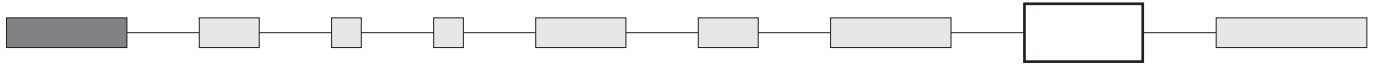
F **Tin dipped terminals**
For PC terminal models with gold plated contacts only.
Order with option B (sealed terminals).

5000 series

Toggle switches



AGENCY APPROVALS



UL - CSA

All standard models, except 5200MIWR

CECC

Standard models 5600 - 5200

Availability : consult factory for details of approved combinations or options.

Marking : to order switches marked UL, CSA or CECC, complete above box with desired approvals.

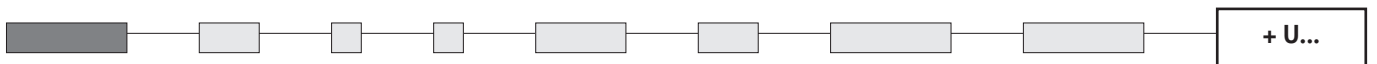
Blank : no agency approval required.

VDE - UL - CSA

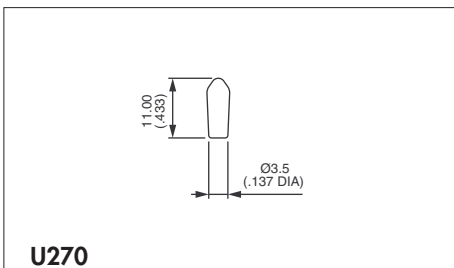
Refer to 55000 series on the following pages.

Preferential lists : see specifications.

INSULATING CAPS AND PADDLES

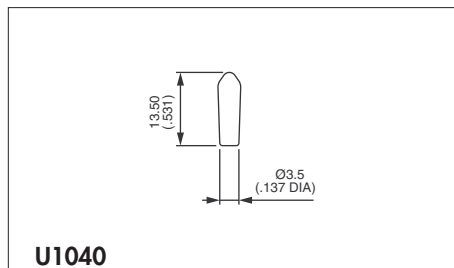


Insulating caps



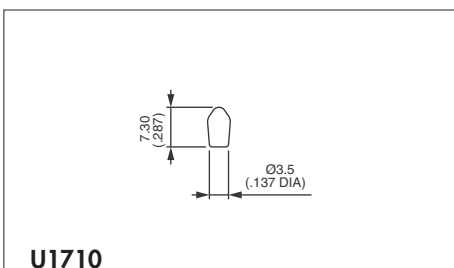
U270

For lever 13 and threaded bushing only



U1040

For lever 13 and plain bushing only



U1710

For lever 17 and threaded bushing
For lever 7 and plain bushing

Cap colours	
Replace last "0" by number	
1	blue
1/4	dark blue
2	black
3	green
4	grey
5	yellow
6	red
7	ivory
7/1	white
9	orange



Insulating caps are not available in ivory colour.



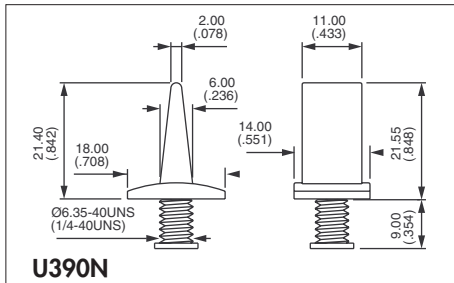
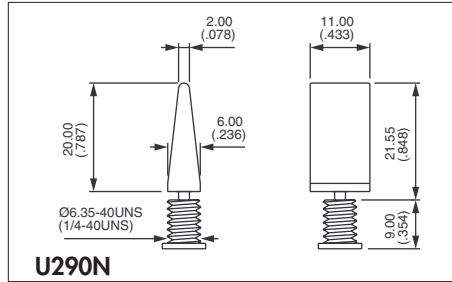
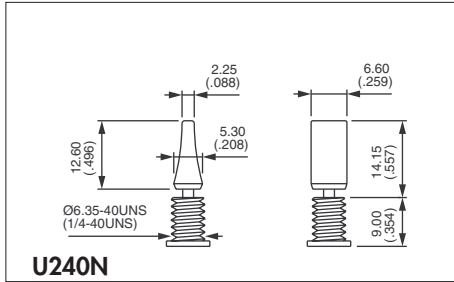
5000 series

Toggle switches

INSULATED CAPS AND PADDLES (continued)

Paddles

For use with lever 4N only. Shown with standard threaded bushing. Order separately.



Paddle colours

Replace last "0" by number

- 1 blue
- 1/4 dark blue
- 2 black
- 3 green
- 4 grey
- 5 yellow
- 6 red
- 7 ivory
- 7/1 white
- 9 orange

A